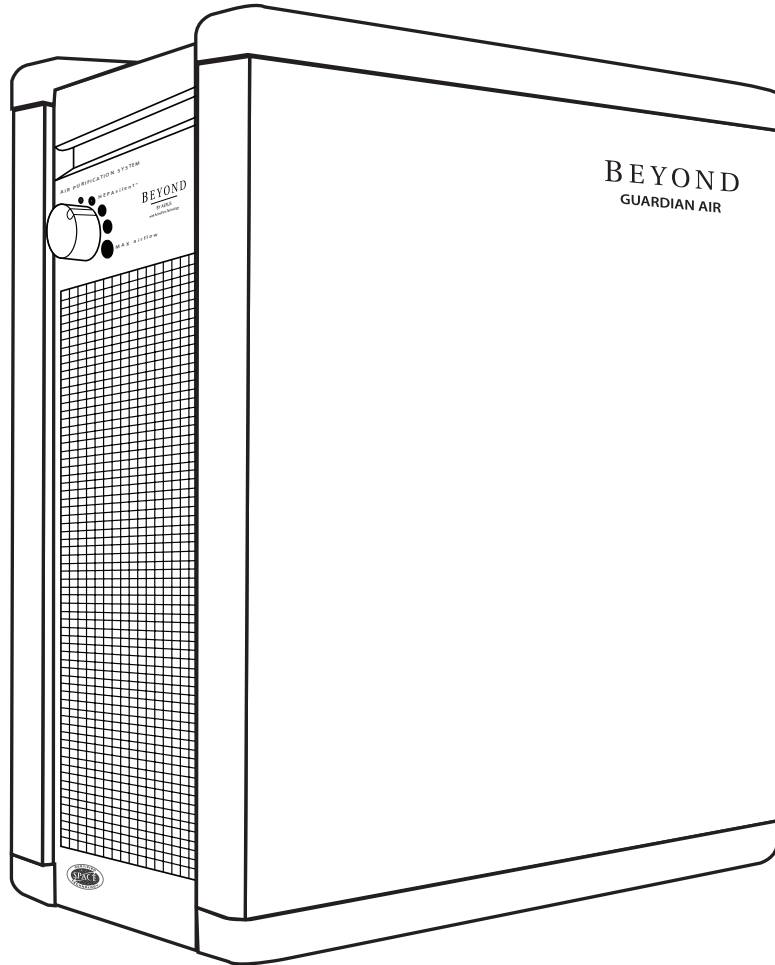


BEYOND®

GUARDIAN AIR

230V



AIR PURIFICATION SYSTEM

Model: F159I

READ MANUAL CAREFULLY FOR PROPER USE AND OPERATION.



GENERAL INFORMATION

PRODUCT OVERVIEW

Congratulations on your purchase! Your new Beyond® Guardian Air is designed to provide years of trouble-free, low maintenance operation. Be sure to read and follow all service procedures outlined in this owner's manual, and use only genuine Aerus® replacement parts.

CONTENTS

Product Overview	2
Specifications	2
Storage and Disposal	2
Important Safety Instructions	3
Product Features	4
Operation	5
Settings	5
Maintenance	6
HEPA Filter Assembly	6
ActivePure® Cell Assembly	7
Changing the HEPA Filter Assembly	7
Replacing the ActivePure® Cell Assembly	8
Replacement Parts & Service	9
Warranty Information	10
FCC Declaration & Responsible Party	11

FILL IN AND SAVE

Record information regarding your new Beyond Guardian Air here. Retain for future reference.

Model No. _____

Serial No. _____

Date of Purchase _____

Independent Distributor/Contractor:

Name _____

Phone No. _____

Address _____

SPECIFICATIONS

Beyond Guardian Air

- Model number: F159I
- Sales number: 00743

Technology:

- ActivePure®
- HEPA Filtration
- Activated Carbon Filter

Electrical:

- Input Voltage: 230 VAC; 50–60 Hz
- Power Consumption: 80 Watts Max.
- Complies to UL 867

Mechanical:

- Motor: 230 VAC; 0.28 A
- Air Exchange: 4.2 changes per hour (351 / sq. ft.)

Airflow Rate:

- Speed 1: 75 CFM 130 m³/h • Speed 2: 95 CFM 160 m³/h
- Speed 3: 150 CFM 250 m³/h • Speed 4: 240 CFM 410 m³/h

Sound Level:

- Speed 1: 32 dB(A) • Speed 2: 39 dB(A)
- Speed 3: 46 dB(A) • Speed 4: 58 dB(A)

Weight & Dimensions:

- 34 lbs (15.5 kg)
- 23" H x 20" W x 11" D (590mm H x 500mm W x 275mm D)

Operating Temperature:

- (Return Air) 30°F to 95°F (-1°C – 35°C)

Coverage¹:

- Up to 2,500 sq. ft. (232 m²) depending on occupant density and other factors¹. High density commercial not to exceed 1,000 sq. ft. (92 m²).

Warranty:

- Limited 5 Year Warranty* (Terms & Conditions apply)

*Dependent upon product registration.

We reserve the right to change or modify any specification without notice.

1. Assumes 8 foot ceilings. Solutions should be customized based upon a variety of factors including HVAC system capabilities and settings, air flows taking into account walls, air pressure, and doors, ambient air temperatures and humidities, variable density, known VOC concentrations, and other layers of protection.

STORAGE AND DISPOSAL

Do not dispose of this product as household waste. Electrical waste and electronic products should be appropriately recycled as required by practices established by your local authority.



If you have any questions regarding the use of this, or any Aerus product, contact your Independent Distributor/Contractor or Aerus Customer Service at 800.572.0502.

IMPORTANT SAFETY INSTRUCTIONS



- Eye damage may result from directly viewing the bulb used in this product; always turn off and unplug before removing filters or bulbs
- When using an electrical appliance, basic precautions should always be taken to reduce risk of fire, electric shock and injury to persons, including the following:



DO NOT operate unit near heat sources, open flame, or combustible vapors or gases.

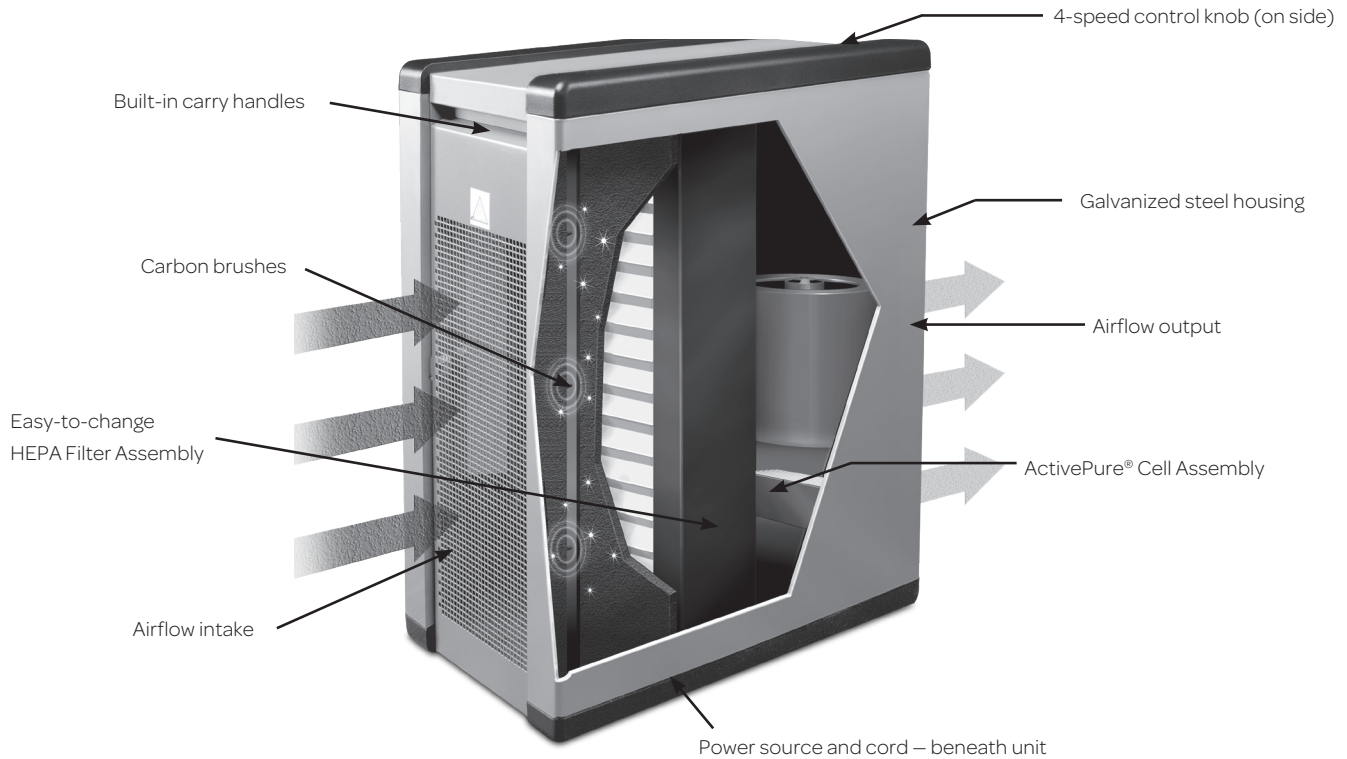
Read this manual in its entirety before using your Beyond® Guardian Air.

- **Keep out of the reach of children**
- Use only as described in this manual
- This unit contains a UVC bulb
- Unintended use of the unit or damage to the housing may result in the escape of dangerous UVC radiation. UVC radiation may cause eye and skin irritation. Avoid exposing eyes and skin to ultraviolet radiation.
- **DO NOT** attempt to repair or adjust any of the electrical or mechanical functions of the Beyond Guardian Air. Contact Aerus® Customer Service for service information
- Unit will automatically turn off when the front door is open for cleaning and filter replacement; read the maintenance instructions before opening the front door
- **DO NOT** use filters other than authorized Guardian Air filters
- **DO NOT** use outdoors or on wet surfaces
- **DO NOT** look directly at the UV light inside unit when operating. Eye damage may occur
- **DO NOT** allow to be used as a toy; Keep out of reach from children; close attention is necessary if operated near children
- **DO NOT** use with damaged cord or plug. If unit is not working as it should, has been dropped, damaged, left outdoors, or dropped into water, **DO NOT** use, and return it to a service center
- **DO NOT** pull or carry by cord, use cord as a handle, close door on cord, or pull cord around sharp edges or corners. Keep cord away from heated surfaces
- **DO NOT** unplug by pulling on cord; to unplug, grasp the plug, not the cord
- **DO NOT** handle plug or unit with wet hands
- **DO NOT** allow foreign objects to enter the ventilation or exhaust openings
- Keep hair, loose clothing, fingers, and all parts of body away from openings and moving parts
- Turn off all controls before unplugging
- To avoid electric shock and fire hazards, plug directly into an appropriate electrical outlet (see voltage on unit) using cable provided (beneath unit)
- To reduce the risk of electrical shock, this unit has a grounded plug (with a third prong); this plug will fit in a grounded outlet only one way; If it does not fit, contact a qualified electrician to install the proper outlet. **DO NOT** change the plug in any way; **DO NOT** use adapters
- The unit should not be used near the presence of oxygen tanks or other flammable gasses
- Place the unit in a location away from the wall that allows air to move freely into, around and out of the unit

SAVE THESE INSTRUCTIONS

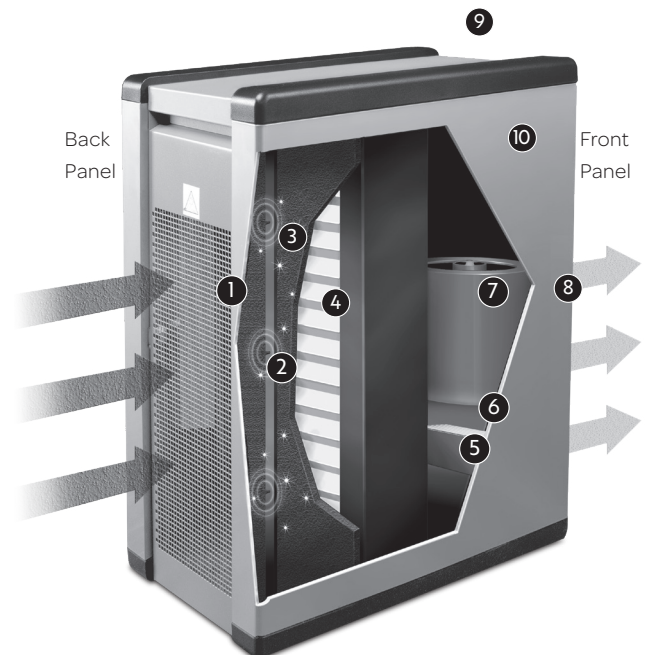
PRODUCT FEATURES

It is important to be familiar with the parts of the Beyond® Guardian Air. If any parts are missing, call your local Aerus® location for replacement.



TEN UNIQUE TECHNOLOGIES

1. Directional air intake for less resistance.
2. Multiple carbon brushes aid in the capture of contaminants.
3. Carbon layer prefilters large particles and odors.
4. Water-proof, polypropylene filter captures small particles.
5. UVC light helps reduce viruses in the air.
6. Our proprietary ActivePure® Certified Space Technology reduces many surface and airborne contaminants.
7. 4-speed dual intake fan moves particles toward filter.
8. Angled blades at emission point create dynamic air flow through room.
9. Whisper quiet HEPASilent™ setting on 4-speed control knob.
10. Durable all-steel construction for durability & sound-insulation.



OPERATION



WARNING

DO NOT place the unit:

- Directly on or near soft furnishing, such as bedding or curtains
- Near electronically sensitive devices, such as a computer (within 6"-10")
- Near sources of heat, such as radiators, fireplaces, or ovens
- Near oxygen tanks or other combustible gases
- Near water, outdoors, or in a damp or wet area(s), such as bathrooms



CAUTION

Safety switch automatically turns power off when door is opened.

1. Take your Beyond® Guardian Air unit out of the shipping carton and remove all protective materials.
2. Place the unit in a location away from the wall that allows air to move freely into, around and out of the unit. The rear of the unit requires one inch or more of open area to allow unrestricted airflow.
3. Attach cord to unit, if required. Plug the cord into a working electrical outlet.
4. When turning the unit on, turn the speed control to MAX airflow for a few minutes of fast initial purification.
5. After a few minutes, adjust the control to the desired speed.

SETTINGS



CAUTION

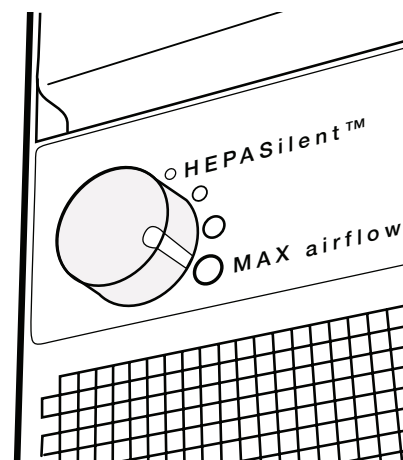
Safety switch automatically turns power off when door is opened.

When turning the Beyond Guardian Air on, turn the speed control to maximum airflow for a few minutes of fast initial cleaning. Then adjust the control to the desired speed.

There are four settings on the Beyond Guardian Air:

1. HEPASilent™
2. Moderate fan speed (for normal use)
3. High fan speed (for a large room)
4. Maximum operation (for fast initial cleaning)

For best results, run your Beyond Guardian Air 24 hours a day, 7 days a week, giving you the benefits of ActivePure® Technology day and night.



MAINTENANCE



WARNING

Unplug the unit before performing any maintenance procedures.

Our air purifiers are designed to help improve indoor air with minimum impact on the environment.

The Aerus® HEPA Particle Filter Assembly is made of polypropylene, an eco-friendly plastic. Our filter contains no aluminum, triclosan or other chemical additives.

All major parts are made from high-quality galvanized steel, not plastic. The steel housing is noise-muffling, providing quiet operation. The external parts have been powder coated for endurance and environmental protection.

The Beyond® Guardian Air is energy efficient. From lowest to highest speed, it uses from 23 to 80 watts.


Aerus air purification systems are built for years of use.

KEEP YOUR BEYOND GUARDIAN AIR LOOKING GOOD AND WORKING WELL

The Beyond Guardian Air features award-winning design, materials and workmanship.

Keep your unit in top condition with these cleaning tips:

- Always unplug unit before cleaning
- Wipe the exterior with a soft, clean, damp cloth
- Vacuum the small inlets on each end panel with a soft brush attachment
- Clean inside the filter chamber by opening the front door of the unit and opening the door of the filter chamber (right-hand side); vacuum dust off filter (as needed)
- Never clean with gasoline, chemical solvents or corrosive materials – they may damage the surface



For questions on maintenance procedures, call your local Franchise location/Distributor or call Customer Service at 800.572.0502 (U.S.).

HEPA FILTER ASSEMBLY

Aerus HEPA technology makes the Beyond Guardian Air incredibly quiet. Units come with one HEPASilent™ Particle Filter Assembly (installed).

The Aerus HEPA Filter Assembly is made of polypropylene, which mechanically filters out airborne particles (dust, pollen, pet dander, mold spores and other airborne particles). To maximize filter effectiveness, particles are negatively charged before reaching the filter.

For optimal performance Aerus recommends that you replace the HEPA Filter Assembly at least every 12 months, if run 24/7.

If run 12 hours or less per day, the HEPA Filter Assembly should be changed every 24 months.

NOTE: Use only the Aerus HEPA Filter Assembly to ensure proper functioning and to qualify your unit for full warranty coverage.

ACTIVEPURE® CELL ASSEMBLY



WARNING

For optimal performance and to maintain the limited 3 year warranty, it is required to replace the ActivePure Cell Assembly once every 12 months, even if the ActivePure Bulb appears to be operating normally.

Our proprietary ActivePure Cell Assembly that is found in the Beyond Guardian Air uses light waves and a catalytic process to produce ActivePure molecules and hydro-peroxides that inactivate contaminants on surfaces and in the air.

The ActivePure Cell Assembly should be replaced once every 12 months to maintain the 3 year limited warranty.

For questions on maintenance procedures, call your local Franchise location/Distributor or call Customer Service at 800.572.0502 (U.S.).

CHANGING THE HEPA FILTER ASSEMBLY

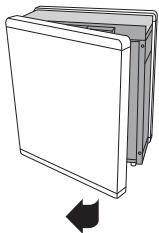


WARNING

Eye damage may result from directly viewing the bulb used in this product; always turn off and unplug before removing filters or bulbs.

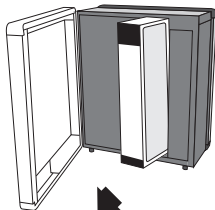
STEP 1:

Open the front door from the right-hand side



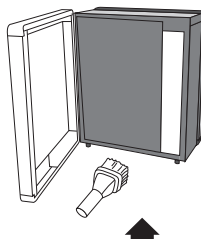
STEP 2:

Remove old HEPA Filter Assembly



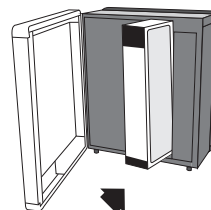
STEP 3:

Clean filter chamber (See Diagram, Page 4)



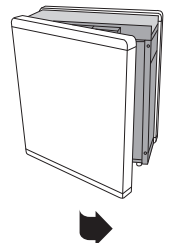
STEP 4:

Replace with new Aerus® HEPA Filter Assembly



STEP 5:

Close front door



REPLACING THE ACTIVEPURE® CELL ASSEMBLY



WARNING

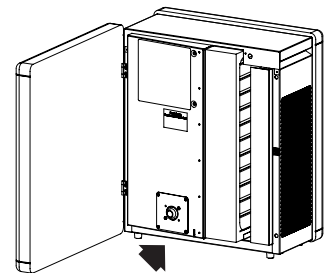
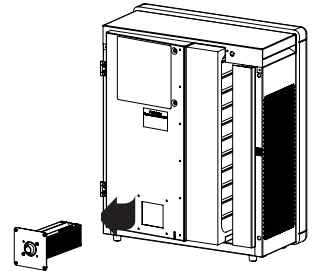
Eye damage may result from directly viewing the bulb used in this product; always turn off and unplug before removing filters or bulbs.



CAUTION

For optimal performance and to maintain the limited 3 year warranty, it is required to replace the ActivePure Cell Assembly once every 12 months, even if the ActivePure Bulb appears to be operating normally.


- Step 1:** Always disconnect (unplug) unit from electrical power source before replacing the ActivePure® Cell Assembly.
- Step 2:** If necessary, relocate the unit to an appropriate area to perform cell replacement.
- Step 3:** Remove the 4 screws securing the old cell mounting plate on the unit.
- Step 4:** Slide the old cell out of the unit and disconnect the bulb socket.
- Step 5:** Open the replacement cell carton and remove the new cell.
- Step 6:** Place old cell inside the empty new cell carton and dispose of properly.
- Step 7:** Reattach the bulb connection to the new cell.
- Step 8:** Slide the new cell back inside the unit and secure with the 4 screws removed in Step 3.
- Step 9:** The unit is now ready to be returned to its location.



Visit lamprecycle.org for proper bulb disposal regulations

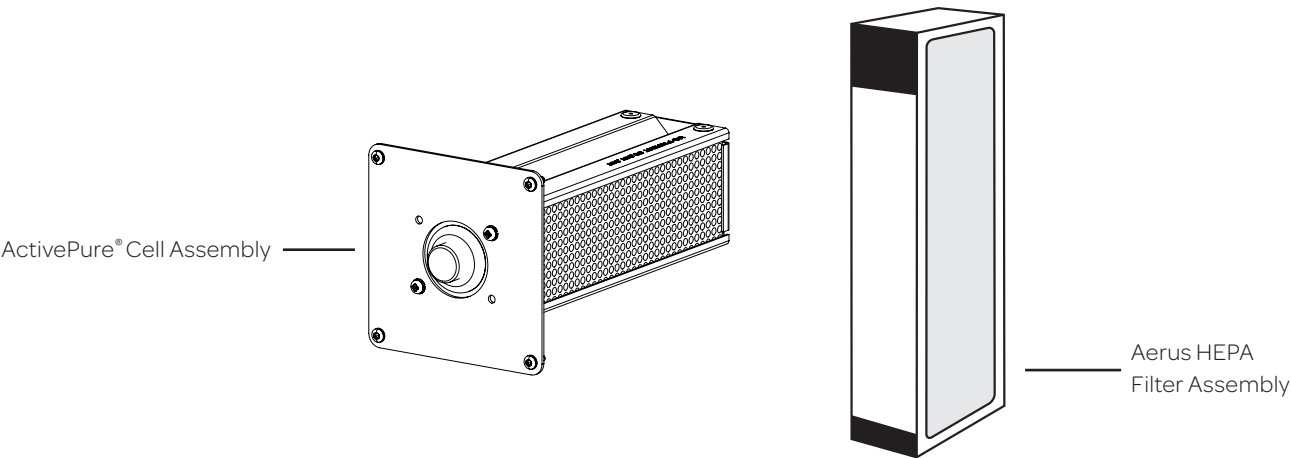
For questions on maintenance procedures, call your local Franchise location/Distributor or call Customer Service at 800.572.0502 (U.S.).

REPLACEMENT PARTS & SERVICE



Use only replacement parts recommended by the manufacturer.

REPLACEMENT PARTS (QTY)	PART NUMBER
ActivePure® Cell Assembly (1)	50086
Aerus HEPA Filter Assembly (1)	50227



For prompt service, call your Aerus representative or the nearest Aerus location. Your authorized Aerus location offers you the best in service both during and after the warranty period, as well as genuine Aerus parts and supplies.

Every effort is made to ensure that customers receive an up-to-date instruction manual on the use of Aerus products; however, from time to time, modifications to our products may without notice make the information contained herein subject to alteration.

Use this unit only in the manner intended by the manufacturer. If you have questions, contact Customer Service at 800.572.0502.

WARRANTY INFORMATION

Limited Five (5) Year Warranty

To register your Beyond Guardian Air unit, visit aerusonline.com/warranty.

WHAT IS COVERED BY THIS WARRANTY

We warrant the Beyond Guardian Air (excluding filters) to the consumer, subject to the conditions below, against defects in workmanship or material, provided that the products are returned to a service location within the following time periods:

- Beyond Guardian Air within three (3) years from date of purchase
- ActivePure Cell Assembly within 12 months from date of purchase

MAINTENANCE REQUIREMENTS

This warranty is expressly conditioned upon proper installation, operation, cleaning and maintenance, all in accordance with the Owner's Manual. Failure to meet any of these requirements will void this warranty. Servicing of your Beyond Guardian Air by parties other than our authorized representative and/or using parts other than genuine parts will also void this warranty.

This warranty is contingent upon:

- Replacing your HEPA Filter Assembly with genuine Aerus filters once every 12 months if run 24/7; if run 12 hours or less per day, the filter should be changed every 24 months (proof of change required)
- Replacing the ActivePure® Cell Assembly with a genuine Aerus part once every 12 months (proof of change may be required)

HOW TO OBTAIN WARRANTY SERVICE

Customers must contact their distributor or Customer Service and provide proof of purchase within the above time periods. We will repair or replace and return the product, without charge and within a reasonable period of time, subject to the conditions in the above paragraphs, if its examination shall disclose any part to be defective in workmanship or material. If we, in our discretion, are unable to repair the product after a reasonable number of attempts, we will provide either a refund of the purchase price or a replacement unit, at the company's option.

WHAT IS NOT COVERED BY THIS WARRANTY

This product is intended for household and commercial use. Ordinary wear and tear shall not be considered a defect in workmanship or material. These warranties do not apply for loss or damage caused by accident, fire, abuse, misuse, modification, misapplication, or by any repairs other than those provided by an authorized Aerus location.

UNAUTHORIZED CHANNELS & MISSING SERIAL NUMBERS

If a valid serial number is missing from the product, the warranty will be voided. Aerus products are authorized for sale through Aerus representatives only. Warranties are voided if a product is purchased through unauthorized channels, this includes websites that are not authorized to use Aerus' trademarked names, images and logos as well as Internet auction sites (e.g. ebay and Craigslist). The only approved Internet presence for Aerus products is aerusonline.com. To confirm warranty coverage prior to purchasing a product, contact Aerus at 800.572.0502 with the serial number located on the back of the unit.

EXCLUSION OF OTHER WARRANTIES AND CONDITIONS

EXCEPT AS PROVIDED HEREIN, AND TO THE EXTENT CONSISTENT WITH APPLICABLE LAWS, AERUS MAKES NO REPRESENTATION OR WARRANTY OF ANY KIND. ALL OTHER WARRANTIES OF ANY KIND, EXPRESS OR IMPLIED, ARE HEREBY EXPRESSLY DISCLAIMED, INCLUDING ANY IMPLIED WARRANTY OF MERCHANTABILITY OR FITNESS FOR A PARTICULAR PURPOSE.

LIMITATION OF LIABILITY FOR SPECIAL, INCIDENTAL OR CONSEQUENTIAL DAMAGES

TO THE EXTENT CONSISTENT WITH APPLICABLE LAWS, AERUS SHALL NOT IN ANY CASE BE LIABLE FOR SPECIAL, INCIDENTAL OR CONSEQUENTIAL DAMAGES ARISING FROM BREACH OF EXPRESS OR IMPLIED WARRANTIES, CONDITIONS, GUARANTEES OR REPRESENTATIONS, BREACH OF CONTRACT, NEGLIGENCE OR ANY OTHER LEGAL THEORY. Such excluded damages include, but are not limited to, loss of profits or revenue and loss of the use of the products.

FOR U.S. APPLICATION ONLY

This warranty gives you specific legal rights, and you may also have other rights which vary from state to state. Some states do not allow limitations on warranties, or on remedies for breach. In such states, the above limitations may not apply to you.

This warranty is provided by:
ActivePure Manufacturing, LLC
1300 Valley Drive,
Bristol, VA 24201

SERVICE

Every effort is made to ensure that customers receive an up-to-date instruction manual on the use of our products; however, from time to time, modifications to our products may without notice make the information contained herein subject to alteration. For the latest information, please call customer service at 800.572.0502.

*Warranty does not include consumable items.

FCC DECLARATION & RESPONSIBLE PARTY

This equipment has been tested and found to comply with the limits for a Class B digital device, pursuant of part 15 of the FCC Rules. These limits are designed to provide reasonable protection against harmful interference in a residential installation. This equipment generates, uses, and can radiate radio frequency energy, and if not installed and used in accordance with the instructions, may cause harmful interference to radio communications. However, there is no guarantee that interference will not occur in a particular installation. If this equipment does cause harmful interference to radio or television, which can be determined by turning the equipment off and on, the user is encouraged to try to correct the interference by one or more of the following measures:

- Reorient or relocate the receiving antenna.
- Increase the separation between the equipment and receiver.
- Connect the equipment into an outlet on a circuit different from that to which the receiver is connected.
- Consult the Independent Contractor for help.

FCC DECLARATION OF CONFORMITY

Name: Beyond Guardian Air

Model: F159I

Manufactured For: ActivePure Manufacturing, LLC

This device complies with Part 15 of the FCC Rules.

RESPONSIBLE PARTY


ActivePure Manufacturing, LLC

1300 Valley Drive

Bristol, VA 24201

Ph: 800.572.0502


Signature: _____



Printed Name: Andrew Eide

Title: Vice President of Product Development
and Manufacturing

Date: 07/21/23



For information regarding the use of this product,
please contact Customer Service at [800.572.0502](tel:800.572.0502)

Aerusonline.com